


E-Line 83-15-2

GORMAN-RUPP E-LINE GENERAL DESCRIPTION



The Gorman-Rupp E-Line 83-15-2 is an electric driven wet self-priming pump set for pumping clean and dirty water and for light or non-frequent use of abrasive fluids.



WEIGHT

Approx. 470 kg

OPERATION

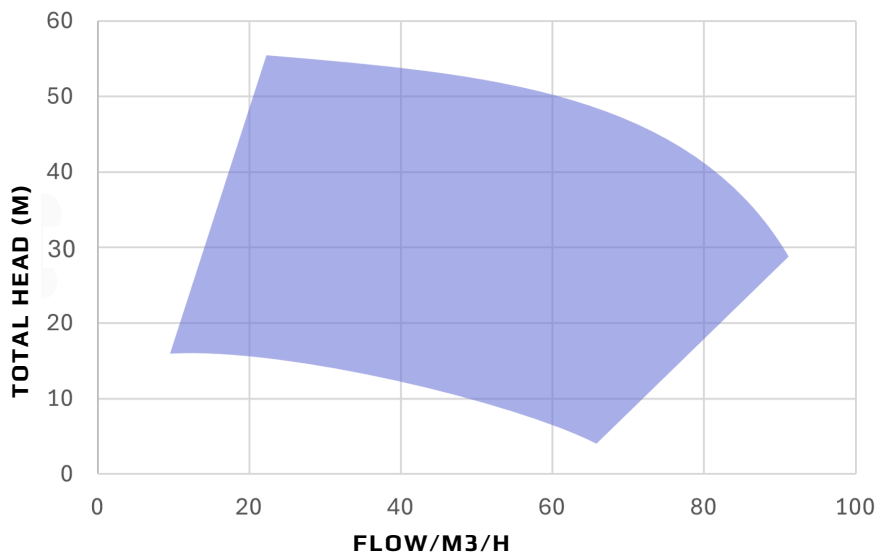
Control panel with main switch, emergency switch, pump on/off and speed control.

COUPLING AND GUARD


Rubber tyre coupling, steel guard RAL 3002 (red)

CHASSIS

Heavy gauge steel chassis, fully galvanized. Steel protective panels, galvanized and powder coated RAL 5003



Gorman-Rupp 83B52 self-priming centrifugal pump



ELECTRIC MOTOR

15 kW IE3 premium efficiency electric motor with integrated variable frequency drive (VFD)



IMPELLER

6,88 " Impeller made of cast iron



PERFORMANCE

Max. 90 m³/h flow or 54 mWc discharge head



DIMENSIONS

3" Perrot Male connection suction side, 20,6 mm solid handling capacity 3" Storz, camdistance 81 mm connection discharge side
L: 1,48m W: 0,68m H: 1,09m



SOUND

max. 75 dB, measured at 1 meter distance and 1 meter height



WARRANTY

1-year Gorman-Rupp warranty on the pump, 1-year on the motor and other components



Electric Powered Pumps

The Pump People®

*Pump performance curve is based on water with a SG=1.0 and without additional accessories.



E-Line 83-15-2

GORMAN-RUPP E-LINE TECHNICAL SPECIFICATIONS



PUMP

Solids handling
Max. working pressure
Impeller
Pump shaft bearings
Bearing lubrication
Shaft sealing
Fasteners
Oil sight glasses
Pump casing
Impeller
Pump shaft
Shaft sleeve
Wear plate
Check valve

E-LINE 83-15-2

13/16" (20,6mm)
807 kPa
6,88" Impeller made of cast iron
Open single row ball bearings
SAE30
Mechanical seal
Steel, nickel-plated
Available
Gray Iron 30
Gray Iron 30
Carbon Steel 1045/1046
Alloy Steel 4130
Carbon Steel 1026
Buna-N with Nylon reinforcement,
Gray Iron 30 and steel parts
Gray Iron 30
Cork and natural fibers
Buna N



CHASSIS DESIGN

Chassis Heavy gauge steel
Corrosion protection Hot-dip galvanized
Protective panels Steel protective panels, galvanized and powder coated RAL 5003

ELECTRIC MOTOR

Brand HOYER
Maximum Power 15 kW
Efficiency Class IE3 Premium Efficiency
Variable Frequency Drive (VFD) Yes, integrated

OPTIONS

Discharge Check Valve
Air Release Valve
High Temperature Shutdown Kit
Remote Control
Float Switch
Level Sensor
Custom Colors

CONTROL PANEL

Functionalities Main switch, emergency switch, pump on/off and speed control
IP Rating of the Cabinet IP44

